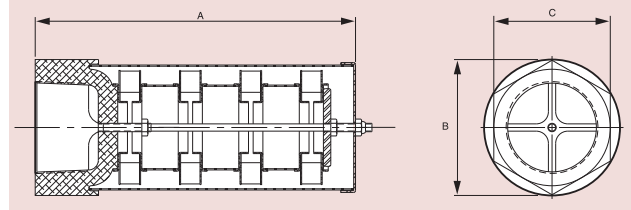


Magnetic Suction Separators



With the use of Schroeder's Magnetic Suction Separators, suction line filtration is provided without starving the pump. They offer unique protection for pumps from all sizes of ferrous particles, some of which have the potential of destroying a pump in a single pass. Large ceramic magnets are spaced along the length of the separator. All hydraulic fluid entering the pump must move at low velocity through a powerful magnetic field. This field traps large quantities of micron ferrous particles. The viscous properties of the fluid can cause some non-ferrous particles to adhere to the magnetically trapped particles.

Schroeder SKB's are available in sizes ranging from one to three inches. The chart below shows the part numbers, specifications, and dimensions of available models.



Complete Model Number	Pipe Size	Flow gpm	Δ psi at Max. gpm	Dimensions		
				A	B	C
SKB-1	1"	15 (55)	0.05	5.25 (133)	3.25 (83)	1.62 (41)
SKB-1.25	1¼"	25 (95)	0.05	8.25 (210)	3.50 (89)	3.00 (76)
SKB-1.5	1½"	35 (135)	0.08	8.25 (210)	3.50 (89)	3.00 (76)
SKB-2	2"	50 (190)	0.10	8.25 (210)	3.50 (89)	3.00 (76)
SKB-3	3"	100 (380)	0.02	10 (254)	4.75 (121)	4.00 (102)

Metric dimensions in ().

The standard outer screen has adequate open area (.079 inch diameter perforations) to eliminate the possibility of pump starvation. All models are also available with a pleated 20 mesh screen (850 micron) by adding SS20 to the model number. (Example SKB-1-SS20.)

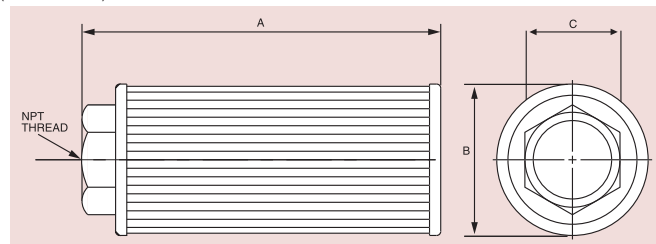
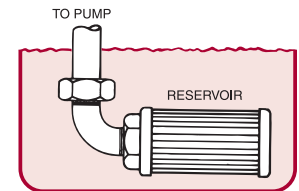
Please note that we also offer in-line filter housings equipped with SKB elements. See In-Line Magnetic Suction Separators and Tank-Mounted Magnetic Suction Separators (pages 287-290) for details.

Suction Strainers



These all metal suction strainers are furnished with optimized pleat size and screen area for extended life and low pressure drop. 100 mesh stainless steel screen (140 micron) has 33.3% open area. Porting head is carbon steel, center core is plated perforated steel. End cap is heavy gauge zinc plated steel. These strainers can handle temperatures up to 250°F (121°C).

60 mesh (238 micron) and 200 mesh (74 micron) models also available – contact factory.



Model Number				Other Information			
Basic Model	Optional 3 psi Bypass	Pipe Size	Flow* gpm (L/min)	Dimensions			Screen Area in ² (cm ²)
				A	B	C	
SS-.5-100	(Omit) = None	½"	5 (19)	3.10 (79)	2.63 (67)	1.12 (28)	62 (400)
SS-.75-100		¾"	8 (30)	3.55 (90)	2.63 (67)	1.31 (33)	88 (567)
SS-1-100		1"	10 (38)	5.35 (136)	2.63 (67)	1.62 (41)	110 (710)
SS-1.25-100	-3 = Bypass valve	1¼"	20 (76)	6.85 (174)	3.38 (89)	1.88 (48)	162 (1045)
SS-1.5-100		1½"	30 (114)	8.01 (204)	3.38 (89)	2.12 (54)	225 (1450)
SS-2-100		2"	50 (189)	9.85 (250)	3.94 (100)	2.75 (70)	340 (2200)
SS-2.5-100		2½"	75 (284)	10.10 (257)	5.12 (130)	3.22 (82) Round	400 (2580)
SS-3-100		3"	100 (379)	11.78 (299)	5.12 (130)	4.00 (102) Round	500 (3225)

*Flow rating based on 5 FPS or less.

Metric dimensions in ().

Examples: **SS-2-100** SS suction strainer, 2" NPT, without bypass valve.
SS-1-100-3 SS suction strainer, 1" NPT, with 3 psi bypass valve.