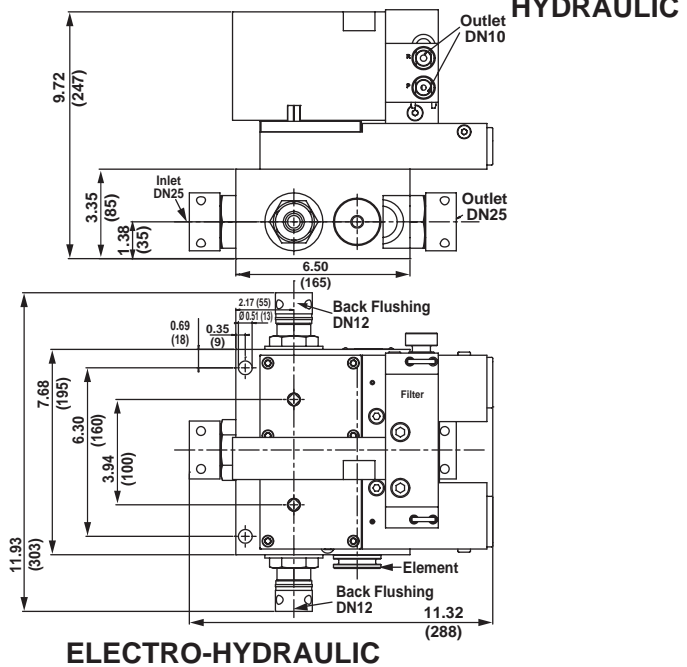
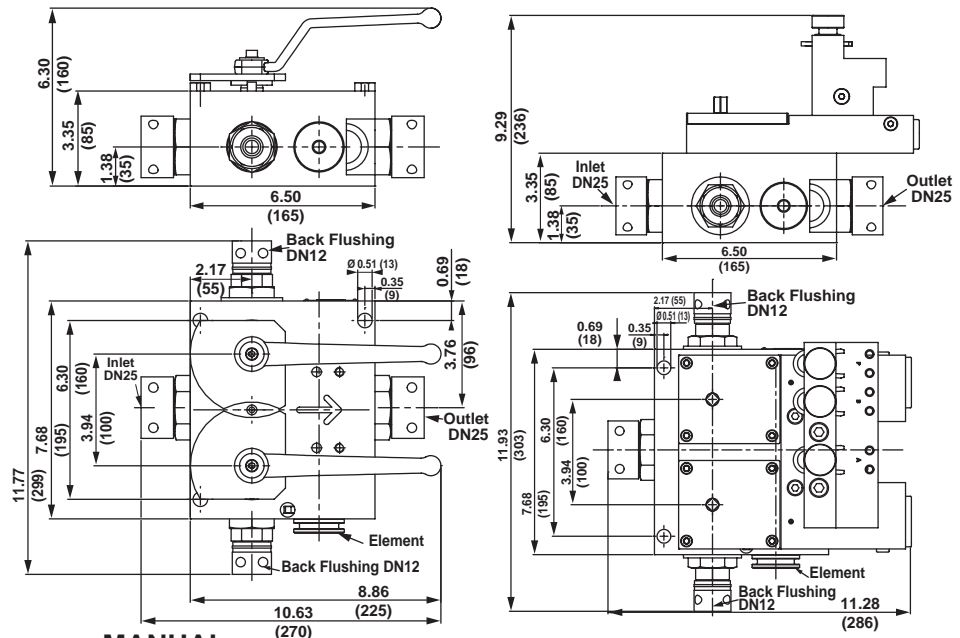



158 gpm
600 L/min



- NOTES:
1. Metric dimensions in ().
 2. Drawings may change without notice. Contact factory for certified drawings.

Specifications

Max. Flow Rate:	158 gpm (600 L/min)
Max. Operating Pressure:	5076 psi (350 bar)
Control Pressure:	2175-5076 psi (150-350 bar) Automatic Only
Inlet/Outlet Connection Size:	Stecko DN25
Max. Differential Pressure:	5076 psi (350 bar)
Max. Operating Temperature:	194°F (90°C)
Weight:	Manual: 45 lbs. (20.5 kg) Automatic: 84 lbs. (38 kg)
Housing Volume:	0.11 gallons (0.42 L)
Backflush Line Connection:	Steck O DN 12
Control Pressure Connection:	Steck O DN 10
Filter Area:	12.4 in. ² (80 cm ²)

Backflushing High Pressure Filter RFH-2

RFH-2

How to Build a Valid Model Number for a RFH:

BOX 1	BOX 2	BOX 3	BOX 4	BOX 5	BOX 6	BOX 7	BOX 8	BOX 9	BOX 10	BOX 11	BOX 12	BOX 13	BOX 14	BOX 15	BOX 16
RFH	2														

Example: NOTE: One option per box

BOX 1	BOX 2	BOX 3	BOX 4	BOX 5	BOX 6	BOX 7	BOX 8	BOX 9	BOX 10	BOX 11	BOX 12	BOX 13	BOX 14	BOX 15	BOX 16
RFH	2	G	25	M	0	N	1	0	X	RH	2	50	S	N	

= RFH2G25M0N10XRH250SN

BOX 1	BOX 2	BOX 3	BOX 4	BOX 5	
Filter Series	Size (flow)	Connection Type	Connection Size	Material	
RFH	2 = 160 gpm (600 L/min)	S = Steck-O (staple lock) G = 1 ISO female G thread	25 = 25mm	M = Brass E = Stainless Steel M/E = Brass/Stainless Steel combination	
BOX 6	BOX 7	BOX 8	BOX 9	BOX 10	BOX 11
Special Equipment	Seal Material	Control Type	Supplemental Details	Modification Number	Element Type
0 = no special equipment	N = NBR V = Viton	1 = Manual 2 = Hydraulic Actuator 3 = Electro-Hydraulic Actuator	0 = none 1 = ATEX certificate (Ex: M2C Mining)	X = Latest version is always supplied	RH = Backflushing high pressure element
BOX 12	BOX 13	BOX 14	BOX 15	BOX 16	
Element Size	Filtration Rating	Element Material	Element Seal	Special Order	
2	Slotted Tube: 50, 100, 200, 500 µm Wire Mesh: 25, 40, 60 µm	D = Wire Mesh S = Slotted Tube	N = Buna N (standard) V = Viton	SO = Customer Requirements Note: SO will change to a numeric sequence following receipt of order	

Filter Model Number Selection

- RF3-C
- RF3-0
- RF3-1
- RF3-2
- RF3-2.5
- RF3-3
- RF3-4
- RF3-5
- RF3-6
- RF3-7
- RF3-8
- RF5
- RF7
- RF4-1
- RF4-2
- RFH-1
- RFH-2**
- RFH-4
- ATF

*Shaded selections are preferred order codes that designate shorter lead times.