

From: _____ Date: _____
 Distributor: _____ PH#: _____ Fax: _____
 Customer: _____ PH#: _____ Fax: _____

Reason for Private Labeling:

- New Customer (Requires a PDR and Product Manager Approval)
- Brand Change (Requires a PDR and Product Manager Approval)
 - Deadline for Changes _____
 - Disposition of existing inventory _____
- Existing Customer/New Private Label Element

Private Label Agreement

This assignment is between SCHROEDER INDUSTRIES, 580 West Park Road, Leetsdale, Pennsylvania, 15056-1025 and _____.

PRIVATE LABEL PARAMETERS — Schroeder Industries LLC agrees to build and mark our filtration products according to the information provided by _____. The initial lead time for private labeled product is _____ weeks after receipt of order and all private label details.

PROPRIETARY INFORMATION — Schroeder Industries LLC will maintain confidentiality regarding the private labeled items and their equivalent Schroeder standard product identification. Items private labeled for _____ will not be sold to any other customers without the express permission of _____.

PRICE CONSIDERATION — The price of private labeled product will be as quoted by Schroeder Industries LLC and confirmed by _____.

AGREEMENT TERM — The terms of this agreement shall continue until terminated by either party. If termination is by _____ - _____ agrees to the final purchase of any private labeled inventory held by Schroeder Industries LLC, at the time of termination.

Customer: _____ Schroeder Industries, LLC
 Name: _____ Name: _____
 Signature: _____ Signature: _____
 Title: _____ Title: _____
 Date: _____ Date: _____

Product Manager Approval (Name Changes and New Customer Only)

This portion to be completed by Schroeder Product Manager only

PDR#: _____ Date: _____
 Sales Contact: _____
 Assigned Inside Sales Tech: _____
 Product Manager Approval: _____ Date: _____


0°: CUSTOMER NAME	90°: DATE CODE (NON-CHANGEABLE)
180°: CUSTOMER PART NUMBER (NON-CHANGEABLE)	270°: PATENT NUMBER/OTHER INFO (IF APPLICABLE)

Element Markings SI standard elements and DirtCatcher

Notes:

1. Only one end cap will be marked.
2. Standard Schroeder date code to be used, unless otherwise specified.
3. Logos can be laser etched (a. DXF file of the logo is required).
4. If the element part number that will be marked on the end cap is different than the part number it is ordered under, please specify that in the "Special Instructions" box.
5. If other information is required, please specify in "Special Instructions" box.

Special Instructions:



Yes, I request a digital marketing proof of my outerwrap sample.

Perforated Plastic Outer Wraps

The availability of this outer wrap is element/part number specific, contact SI Sales for details

	Setup Cost	Initial Lead Time	Minimum Order
Plain/Unbranded	No Charge	6 weeks	See pg. 6 for "Min. Order Qty." table & cost per roll
Customer Logo/Name	No Charge	TBD	

Orders will not be processed until all art is approved by the customer.
 Customer must supply us with high resolution, vector (.eps or .ai file type) artwork.
 See pg. 6 for plastic outerwrap steps.
 Please contact product management if plastic outerwrap is required for sizing information.



Outer Wrap Branding

Solid Metal Outer Wraps: DirtCatcher series elements only

	Setup Cost	Initial Lead Time	Minimum Order
Plain/Unbranded	No Charge	6 weeks	N/A
Customer Logo/Name	\$250	6 weeks	200

Orders will not be processed until all art is approved by the customer.
 Customer must supply us with high resolution, vector (.eps or .ai file type) artwork.
 1. Installation instructions are standard.



Perforated Metal Outer Wrap

The availability of this outer wrap is element/part number specific, contact SI Sales for details

	Setup Cost	Initial Lead Time	Minimum Order
Plain/Unbranded	No Charge	6 weeks	N/A
Customer Logo/Name	\$250	6 weeks	200

Orders will not be processed until all art is approved by the customer.
 Customer must supply us with high resolution, vector (.eps or .ai file type) artwork.



Section B
Individual Box Markings

Label Location: TOP

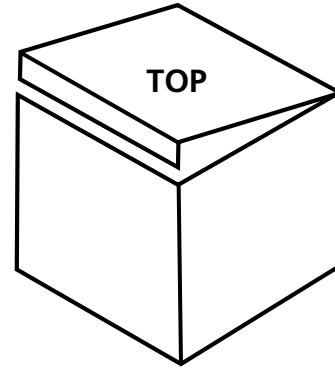
Customer Name

Part Number

Logo/ Special Label *(See next page to fill out more info)*

Special Instructions: Other

Check All
 That Apply



Section C
Master Carton Markings

Label Location: SIDE

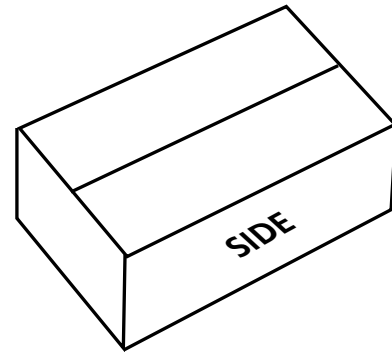
Customer Name

Part Number

Logo/ Special Label *(See next page to fill out more info)*

Special Instructions: Other

Check All
 That Apply



Section D
Logo and Labels

(Select 1)

Logo/Label must be color* (additional cost)

Logo/Label can be B&W* (no charge)

* .jpeg for
 standard
 B&W/color
 logo/label

Note:

- Color Logos or special stickers can be added but will require additional time and added costs.

Please supply finished logo with this form.

Customers must supply us with high resolution, camera-ready artwork.

Section E
Barcode Information - Elements

Customer Requires Packaging to have barcodes

- Details of barcode requirements must be specified by customer and agreed upon by Schroeder before acceptance
- Code 39 barcodes are standard

Special Packaging / Shipping Instructions - Elements

Please note any special packaging instructions upfront as this may incur added costs / lead time:

Element Private Label Form

***If an element is to be structured, please follow the
"New Parts Process" - See Customer Service.***



Logo (please provide it in .jpeg format
along with this form)

Customer Part #

Bar Code 39

Enter Customer Information Here

(name, address, phone number, etc.)

QTY:


Website Information (if necessary)



Schroeder Industries, LLC
580 West Park Road
Leetsdale, PA 15056
(Phone #)

EXAMPLE

KZ10, ELEMENT



QTY: 1

www.schroederindustries.com

Enter Other Label Information Here: (In the order you would like to see your information displayed on label)

Steps For Establishing An Outer Wrap

1. Customer must supply all artwork in a vector file format (.ai or .eps).
2. Once artwork is received, a RIP file (used to print with wrap) will be created and a sample swatch will be provided for customer approval (average lead time: 2 weeks).
3. The sample printed polyester swatch will be sent to the customer for approval.
4. Once the customer has approved the sample swatch, SAP part numbers (specific to element size) can be established.
5. Once SAP part numbers are established, elements can be structured and ordered.

Note: The maximum roll width that can be supplied is 500 mm(19.6") and the minimum roll length is 100 linear meters (328 feet).

Element Samples (If requested)

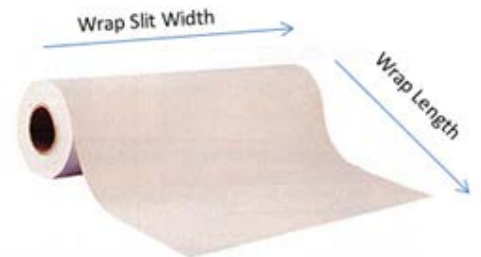
Option 1: Charge the customer a flat fee based on the costs of one roll if we buy it at the maximum slit width possible (500mm; \$504 each).

Option 2: Charge the customer an additional fee which will be the cost of the roll (dependent on the slit width)/ the number of samples).

Note: For either sample option, the selected roll width purchased should match what is required for the element longest in length.

Element OD (in.)	Min. Order Qty. Elements Per Roll
1	1172
2	586
3	391
4	293
5	234
6	195

Slit Width (based on Element length in inches)	Cost Per Roll
4	\$101.20
6	\$151.80
8	\$202.40
10	\$253.00
12	\$303.60
14	\$354.20
16	\$404.80
18	\$455.40
19.5	\$504.00



Note: This table shows how many element wraps can be produced from one roll based on element OD.

Ex: If the customer has three elements and the longest is an 18LZ10, we would buy a sample roll around 18" in width which would cost approx \$455.

PLR Checklist (Must Be Completed Before Submitting to Engineering)

This portion to be completed by Schroeder Regional Sales Manager only

Check this box if the form is completely filled out (once you checked everything below).

Do you have the required signatures (customer, sales personnel)?

Is the artwork attached to your submission email (.eps or .ai file + brand color code)?

Is the customer requesting a logo on the element end cap?

If yes, is the artwork attached to your submission email (.dxf)?

Is the customer requesting a logo label on the element box?

If yes, is the artwork attached to your submission email (.jpg)?

Is the customer requesting specific packaging specifications?

If yes, are those specifications attached to your submission email?

Is the customer requesting multiple products (i.e. breathers/spin-ons, elements, filters, and TNK's) for private label?

If yes, are the appropriate PLR forms completed?

L-2993 Element Private Label Form

L-2994 Spin On and Air Breather Private Label Form

L-2995 Filter Housing Private Label Form

L-4628 TNK Complete Tank Package Private Label Form

When do you need a PDR Filed?

- New customer
- Brand/Company Name Change
- Part Number Changes (*this does not apply to part number additions to an already existing PLR form*)
- Ordering a new element outerwrap/logo size
- Updating logos for packaging and/or additional packaging specs

Note: if the required (and signed) items are not attached, DO NOT APPROVE/ADVANCE PDR.

We may require an old PLR form be updated and signed if previous PLR was not signed and/or is outdated.